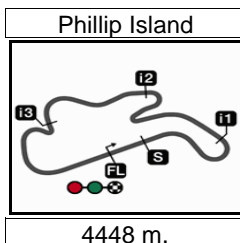


ANIMOCA BRANDS AUSTRALIAN MOTORCYCLE GRAND PRIX


Free Practice Nr. 3

Classification

10



4448 m.

	Rider	Nation	Team	Motorcycle	Time	Lap Total	Gap	Top Speed
1	21 Alonso LOPEZ	SPA	Beta Tools Speed Up	BOSCOSCURO	1'32.616	5 21		294.4
2	54 Fermín ALDEGUER	SPA	Beta Tools Speed Up	BOSCOSCURO	1'32.934	14 17	0.318 0.318	294.4
3	37 Augusto FERNANDEZ	SPA	Red Bull KTM Ajo	KALEX	1'32.993	19 19	0.377 0.059	295.2
4	40 Aron CANET	SPA	Flexbox HP40	KALEX	1'33.090	15 18	0.474 0.097	289.7
5	96 Jake DIXON	GBR	Inde GASGAS Aspar Team	KALEX	1'33.194	18 20	0.578 0.104	295.2
6	51 Pedro ACOSTA	SPA	Red Bull KTM Ajo	KALEX	1'33.503	14 19	0.887 0.309	294.4
7	14 Tony ARBOLINO	ITA	Elf Marc VDS Racing Team	KALEX	1'33.544	16 16	0.928 0.041	294.4
8	16 Joe ROBERTS	USA	Italtrans Racing Team	KALEX	1'33.552	16 18	0.936 0.008	293.6
9	64 Bo BENDSNEYDER	NED	Pertamina Mandalika SAG Team	KALEX	1'33.584	18 18	0.968 0.032	290.5
10	12 Filip SALAC	CZE	Gresini Racing Moto2	KALEX	1'33.614	12 17	0.998 0.030	288.1
11	79 Ai OGURA	JPN	IDEMITSU Honda Team Asia	KALEX	1'33.683	5 15	1.067 0.069	296.0
12	52 Jeremy ALCOBA	SPA	Liqui Moly Intact GP	KALEX	1'33.777	16 17	1.161 0.094	295.2
13	6 Cameron BEAUBIER	USA	American Racing	KALEX	1'33.778	5 19	1.162 0.001	300.1
14	22 Sam LOWES	GBR	Elf Marc VDS Racing Team	KALEX	1'33.835	9 13	1.219 0.057	293.6
15	18 Manuel GONZALEZ	SPA	Yamaha VR46 Master Camp Team	KALEX	1'33.892	4 16	1.276 0.057	296.8
16	75 Albert ARENAS	SPA	Inde GASGAS Aspar Team	KALEX	1'34.015	6 14	1.399 0.123	294.4
17	19 Lorenzo DALLA PORTA	ITA	Italtrans Racing Team	KALEX	1'34.056	11 14	1.440 0.041	290.5
18	13 Celestino VIETTI	ITA	Mooney VR46 Racing Team	KALEX	1'34.144	19 19	1.528 0.088	292.0
19	24 Simone CORSI	ITA	MV Agusta Forward Racing	MV AGUSTA	1'34.321	3 9	1.705 0.177	291.2
20	4 Sean Dylan KELLY	USA	American Racing	KALEX	1'34.687	16 16	2.071 0.366	295.2
21	28 Niccolò ANTONELLI	ITA	Mooney VR46 Racing Team	KALEX	1'34.930	6 20	2.314 0.243	294.4
22	23 Marcel SCHROTTER	GER	Liqui Moly Intact GP	KALEX	1'35.025	13 13	2.409 0.095	294.4
23	9 Jorge NAVARRO	SPA	Flexbox HP40	KALEX	1'35.064	6 9	2.448 0.039	289.7
24	7 Barry BALTUS	BEL	RW Racing GP	KALEX	1'35.167	6 7	2.551 0.103	291.2
25	61 Alessandro ZACCONI	ITA	Gresini Racing Moto2	KALEX	1'35.340	5 14	2.724 0.173	288.9
26	29 Taiga HADA	JPN	Pertamina Mandalika SAG Team	KALEX	1'35.615	19 19	2.999 0.275	286.6
27	42 Marcos RAMIREZ	SPA	MV Agusta Forward Racing	MV AGUSTA	1'35.644	12 15	3.028 0.029	296.8
28	81 Keminth KUBO	THA	Yamaha VR46 Master Camp Team	KALEX	1'36.248	6 11	3.632 0.604	288.1
Not classified								
	35 Somkiat CHANTRA	THA	IDEMITSU Honda Team Asia	KALEX				

Practice condition: Dry

Air: 15°

Humidity: 62%

Ground: 26°

Fastest Lap:	Lap: 5	Alonso LOPEZ	1'32.616	172.8 Km/h
Best Race Lap:	2019	Thomas LUTHI	1'32.609	172.9 Km/h
All Time Lap Record:	2014	Tito RABAT	1'32.470	173.1 Km/h

The results are provisional until the end of the limit for protest and appeals.

Time limit for protest expires 30' after publication of the results - Time:

These data/results cannot be reproduced, stored and/or transmitted in whole or in part by any manner of electronic, mechanical, photocopying, recording, broadcasting or otherwise now known or herein after developed without the previous express consent by the copyright owner, except for reproduction in daily press and regular printed publications on sale to the public within 60 days of the event related to those data/results and always provided that copyright symbol appears together as follows below.

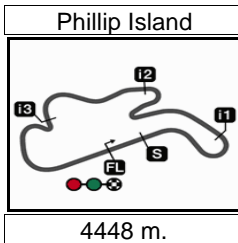
© DORNA, 2022

Official MotoGP Timing by TISSOT
www.motogp.com

Phillip Island, Saturday, October 15, 2022

moto2™





Results and timing service provided by **TISSOT**

Moto2™

ANIMOCA BRANDS AUSTRALIAN MOTORCYCLE GRAND PRIX

Free Practice Nr. 3

Combined Free Practice Times

11

Rider	Nation	Team	MOTORCYCLE	FP1	FP2	FP3	Gap
1 21 A. LOPEZ	SPA	Beta Tools Speed Up	BOSCOSCURO	1'35.402 16	1'34.228 20	1'32.616	5
2 54 F. ALDEGUER	SPA	Beta Tools Speed Up	BOSCOSCURO	1'35.346 14	1'34.149 17	1'32.934	14 0.318 0.318
3 37 A. FERNANDEZ	SPA	Red Bull KTM Ajo	KALEX	1'34.704 11	1'34.619 13	1'32.993	19 0.377 0.059
4 40 A. CANET	SPA	Flexbox HP40	KALEX	1'35.050 12	1'34.603 15	1'33.090	15 0.474 0.097
5 96 J. DIXON	GBR	Inde GASGAS Aspar Team	KALEX	1'34.840 17	1'33.767 14	1'33.194	18 0.578 0.104
6 51 P. ACOSTA	SPA	Red Bull KTM Ajo	KALEX		1'34.850 18	1'33.503	14 0.887 0.309
7 14 T. ARBOLINO	ITA	Elf Marc VDS Racing Team	KALEX	1'35.001 14	1'35.627 6	1'33.544	16 0.928 0.041
8 16 J. ROBERTS	USA	Italtrans Racing Team	KALEX	1'35.546 12	1'34.508 17	1'33.552	16 0.936 0.008
9 64 B. BENDSNEYDE	NED	Pertamina Mandalika SAG Team	KALEX	1'35.018 13	1'35.122 16	1'33.584	18 0.968 0.032
10 12 F. SALAC	CZE	Gresini Racing Moto2	KALEX	1'34.778 9	1'34.643 18	1'33.614	12 0.998 0.030
11 79 A. OGURA	JPN	IDEMITSU Honda Team Asia	KALEX	1'35.876 11	1'35.096 5	1'33.683	5 1.067 0.069
12 52 J. ALCOBA	SPA	Liqui Moly Intact GP	KALEX	1'35.531 15	1'35.115 15	1'33.777	16 1.161 0.094
13 6 C. BEAUBIER	USA	American Racing	KALEX	1'36.158 18	1'35.062 20	1'33.778	5 1.162 0.001
14 22 S. LOWES	GBR	Elf Marc VDS Racing Team	KALEX	1'35.287 12	1'34.544 19	1'33.835	9 1.219 0.057
15 18 M. GONZALEZ	SPA	Yamaha VR46 Master Camp Team	KALEX	1'35.476 6	1'35.148 10	1'33.892	4 1.276 0.057
16 75 A. ARENAS	SPA	Inde GASGAS Aspar Team	KALEX	1'35.295 12	1'34.821 10	1'34.015	6 1.399 0.123
17 19 L. DALLA PORTA	ITA	Italtrans Racing Team	KALEX	1'38.199 14	1'36.529 14	1'34.056	11 1.440 0.041
18 13 C. VIETTI	ITA	Mooney VR46 Racing Team	KALEX	1'37.326 13	1'35.083 19	1'34.144	19 1.528 0.088
19 24 S. CORSI	ITA	MV Agusta Forward Racing	MV AGUSTA	1'36.867 13	1'35.543 6	1'34.321	3 1.705 0.177
20 35 S. CHANTRA	THA	IDEMITSU Honda Team Asia	KALEX	1'34.970 17	1'34.665		7 2.049 0.344
21 4 S. KELLY	USA	American Racing	KALEX	1'36.554 18	1'36.110 7	1'34.687	16 2.071 0.022
22 23 M. SCHROTTER	GER	Liqui Moly Intact GP	KALEX	1'35.799 11	1'34.929	1'35.025 13	2.313 0.242
23 28 N. ANTONELLI	ITA	Mooney VR46 Racing Team	KALEX	1'36.672 12	1'35.876 12	1'34.930	6 2.314 0.001
24 9 J. NAVARRO	SPA	Flexbox HP40	KALEX	1'36.908 16	1'35.360 16	1'35.064	6 2.448 0.134
25 7 B. BALTUS	BEL	RW Racing GP	KALEX	1'36.231 11	1'35.199 21	1'35.167	6 2.551 0.103
26 61 A. ZACCONE	ITA	Gresini Racing Moto2	KALEX	1'44.550 4	1'36.099 13	1'35.340	5 2.724 0.173
27 29 T. HADA	JPN	Pertamina Mandalika SAG Team	KALEX	1'37.528 16	1'38.134 3	1'35.615	19 2.999 0.275
28 42 M. RAMIREZ	SPA	MV Agusta Forward Racing	MV AGUSTA	1'36.192 18	1'36.019 8	1'35.644	12 3.028 0.029
29 81 K. KUBO	THA	Yamaha VR46 Master Camp Team	KALEX	1'36.938 12	1'36.167	1'36.248 6	3.551 0.523

Pole Position Record:	2014	Tito RABAT	1'32.470	173.1 Km/h
Best Race Lap:	2019	Thomas LUTHI	1'32.609	172.9 Km/h
All Time Lap Record:	2014	Tito RABAT	1'32.470	173.1 Km/h

The results are provisional until the end of the limit for protest and appeals.

Time limit for protest expires 60' after publication of the results - Time:

These data/results cannot be reproduced, stored and/or transmitted in whole or in part by any manner of electronic, mechanical, photocopying, recording, broadcasting or otherwise now known or herein after developed without the previous express consent by the copyright owner, except for reproduction in daily press and regular printed publications on sale to the public within 60 days of the event related to those data/results and always provided that copyright symbol appears together as follows below.

© DORNA, 2022

Official MotoGP Timing by **TISSOT**
www.motogp.com

Phillip Island, Saturday, October 15, 2022



ANIMOCA BRANDS AUSTRALIAN MOTORCYCLE GRAND PRIX

Free Practice Nr. 3

Top Speed & Average

12



Rider

Nation

Motorcycle

Top 5 speeds

Average

Top

Rider	Nation	Motorcycle	Top 5 speeds					Average	Top
6 Cameron BEAUBIER	USA	KALEX	300.1	298.5	297.6	295.2	295.2	296.5	300.1
18 Manuel GONZALEZ	SPA	KALEX	296.8	296.0	294.4	294.4	291.2	294.6	296.8
42 Marcos RAMIREZ	SPA	MV AGUSTA	296.8	295.2	294.4	294.4	293.6	294.4	296.8
79 Ai OGURA	JPN	KALEX	296.0	292.8	292.8	292.0	292.0	292.8	296.0
4 Sean Dylan KELLY	USA	KALEX	295.2	295.2	295.2	294.4	294.4	294.9	295.2
37 Augusto FERNANDEZ	SPA	KALEX	295.2	294.4	294.4	294.4	292.0	294.1	295.2
52 Jeremy ALCOBA	SPA	KALEX	295.2	295.2	295.2	294.4	294.4	294.9	295.2
96 Jake DIXON	GBR	KALEX	295.2	295.2	295.2	292.8	292.8	293.8	295.2
14 Tony ARBOLINO	ITA	KALEX	294.4	292.8	292.8	292.0	292.0	292.7	294.4
21 Alonso LOPEZ	SPA	BOSCOSCURO	294.4	294.4	293.6	293.6	292.8	293.8	294.4
23 Marcel SCHROTTER	GER	KALEX	294.4	294.4	293.6	292.8	292.8	293.6	294.4
28 Niccolò ANTONELLI	ITA	KALEX	294.4	292.8	292.8	292.8	292.8	293.1	294.4
51 Pedro ACOSTA	SPA	KALEX	294.4	292.8	291.2	291.2	290.5	291.6	294.4
54 Fermín ALDEGUER	SPA	BOSCOSCURO	294.4	292.8	292.0	290.5	288.9	290.9	294.4
75 Albert ARENAS	SPA	KALEX	294.4	294.4	294.4	293.6	293.6	293.9	294.4
16 Joe ROBERTS	USA	KALEX	293.6	289.7	289.7	289.7	288.9	289.9	293.6
22 Sam LOWES	GBR	KALEX	293.6	292.8	292.0	292.0	291.2	292.1	293.6
13 Celestino VIETTI	ITA	KALEX	292.0	291.2	290.5	290.5	290.5	290.9	292.0
7 Barry BALTUS	BEL	KALEX	291.2	288.9	287.4	285.9	285.9	287.9	291.2
24 Simone CORSI	ITA	MV AGUSTA	291.2	291.2	289.7	288.9	288.9	290.0	291.2
19 Lorenzo DALLA PORTA	ITA	KALEX	290.5	289.7	289.7	289.7	288.9	289.3	290.5
64 Bo BENDSNEYDER	NED	KALEX	290.5	288.9	288.9	288.1	288.1	288.9	290.5
9 Jorge NAVARRO	SPA	KALEX	289.7	289.7	288.9	286.6	285.9	288.2	289.7
40 Aron CANET	SPA	KALEX	289.7	289.7	289.7	288.9	288.9	289.2	289.7
61 Alessandro ZACCONE	ITA	KALEX	288.9	288.1	288.1	287.4	285.9	287.2	288.9
12 Filip SALAC	CZE	KALEX	288.1	288.1	288.1	287.4	287.4	287.7	288.1
81 Keminth KUBO	THA	KALEX	288.1	286.6	285.9	285.1	285.1	286.2	288.1
29 Taiga HADA	JPN	KALEX	286.6	286.6	285.9	285.1	285.1	285.9	286.6

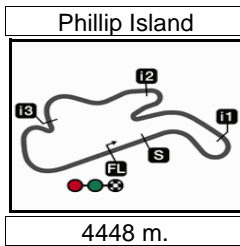
These data/results cannot be reproduced, stored and/or transmitted in whole or in part by any manner of electronic, mechanical, photocopying, recording, broadcasting or otherwise now known or herein after developed without the previous express consent by the copyright owner, except for reproduction in daily press and regular printed publications on sale to the public within 60 days of the event related to those data/results and always provided that copyright symbol appears together as follows below.

© DORNA, 2022

Official MotoGP Timing by TISSOT
www.motogp.com



Phillip Island, Saturday, October 15, 2022



Results and timing service provided by TISSOT

Moto2™

ANIMOCA BRANDS AUSTRALIAN MOTORCYCLE GRAND PRIX

Free Practice Nr. 3

Chronological Analysis of Performances

13

* Lap / Sector time cancelled T1 Time from finish line to 1st intermediate T3 Time from 2nd intermed. to 3rd intermed.
P Crossing the finish line in pit lane T2 Time from 1st intermed. to 2nd intermed. T4 Time from 3rd intermediate to finish line

Lap	Lap Time	T1	T2	T3	T4	Speed	Lap	Lap Time	T1	T2	T3	T4	Speed
1st 21 Alonso LOPEZ Beta Tools Speed Up SPA													
		Runs=1		Total laps=21		Full laps=14							
1	1'55.054	33.757	27.996	18.165	26.489		1	3'05.298	35.988	29.983	18.436	26.712	
2	1'33.608	22.472	27.051	17.818	26.267	289.7	2	1'34.939	22.686	27.714	18.241	26.298	294.4
3	1'34.979	22.356	28.328	17.944	26.351	292.0	3	1'34.364 *	22.342	27.378*	18.032	26.612	294.4
4	1'32.929 *	22.163	27.205*	17.606	25.955	291.2	4	1'34.226	22.743	27.328	18.001	26.154	290.5
5	1'32.616	22.111	26.903	17.606	25.996	293.6	5	1'33.641	22.458	27.162	17.959	26.062	291.2
6	1'35.128	22.314	28.079	18.220	26.515	292.8	6	1'35.381	22.383	28.432	18.279	26.287	292.0
7	1'37.699	22.205	27.079	20.536	27.879	291.2	7	1'33.703 *	22.143	27.211	17.980*	26.369	294.4
8	1'36.042 *	22.248	29.611	17.934*	26.249	290.5	8	1'37.054	22.450	27.473	18.328	28.803	295.2
9	1'33.232	22.264	27.160	17.732	26.076	289.7	9	1'33.742	22.433	27.250	17.934	26.125	288.1
10	1'33.235 *	22.308	27.034	17.751	26.142*	292.0	10	1'33.561	22.311	27.169	17.935	26.146	288.9
11	1'36.185	22.302	29.476	17.858	26.549	290.5	11	1'33.611	22.233	27.197	18.039	26.142	289.7
12	1'36.655 P	23.123	29.536	19.635	24.361	290.5	12	1'32.298 P	23.760	28.703	18.432	21.403	287.4
13	1'48.446	34.270	29.357	18.434	26.385		13	1'47.420	34.086	28.858	18.194	26.282	
14	1'34.041	22.414	27.385	17.926	26.316	292.0	14	1'33.017	22.249	26.979	17.947	25.842	289.7
15	1'33.890	22.261	27.311	17.920	26.398	292.0	15	1'32.870 *	22.112	27.032	17.939*	25.787	290.5
16	1'34.551	22.274	27.379	18.433	26.465	292.0	16	1'42.876 *	22.240	28.795	18.965*	32.876	291.2
17	1'35.001 *	22.318	27.383	18.264*	27.036	289.7	17	1'35.800 *	22.861	28.202	18.736*	26.001	289.7
18	1'33.603	22.354	27.350	17.754	26.145	294.4	18	1'33.195	22.220	27.146	17.895	25.934	288.1
19	1'33.896	22.298	27.292	18.035	26.271	293.6	19	1'32.993	22.175	27.067	17.811	25.940	288.9
20	1'34.202	22.307	27.634	17.871	26.390	294.4							
21	1'33.582	22.229	27.181	17.956	26.216	290.5							
4th 40 Aron CANET Flexbox HP40 SPA													
		Runs=1		Total laps=18		Full laps=12							
1	3'03.557	34.792	28.412	18.165	26.514		1	3'03.557	34.792	28.412	18.165	26.514	
2	1'35.111	22.870	27.772	18.021	26.448	288.9	2	1'35.111	22.870	27.772	18.021	26.448	288.9
3	1'34.824 *	22.554	27.618*	18.358	26.294	288.1	3	1'34.824 *	22.554	27.618*	18.358	26.294	288.1
4	1'33.948	22.457	27.442	17.892	26.157	288.9	4	1'33.948	22.457	27.442	17.892	26.157	288.9
5	1'34.039	22.507	27.449	17.852	26.231	288.9	5	1'34.039	22.507	27.449	17.852	26.231	288.9
6	1'34.962	22.837	27.454	18.500	26.171	286.6	6	1'34.962	22.837	27.454	18.500	26.171	286.6
7	1'33.624 *	22.371	27.328	17.853*	26.072	288.9	7	1'33.624 *	22.371	27.328	17.853*	26.072	288.9
8	1'39.705	22.258	27.572	22.846	27.029	289.7	8	1'39.705	22.258	27.572	22.846	27.029	289.7
9	1'38.097	22.421	27.449	18.057	30.170	289.7	9	1'38.097	22.421	27.449	18.057	30.170	289.7
10	1'34.129	22.350	27.363	17.950	26.466	287.4	10	1'34.129	22.350	27.363	17.950	26.466	287.4
11	1'40.484 P	25.462	29.751	20.293	24.978	286.6	11	1'40.484 P	25.462	29.751	20.293	24.978	286.6
12	1'48.413	33.446	29.490	18.214	27.263		12	1'48.413	33.446	29.490	18.214	27.263	
13	1'38.088	22.469	29.982	18.230	27.407	284.4	13	1'38.088	22.469	29.982	18.230	27.407	284.4
14	1'33.287 *	22.438	27.106	17.801*	25.942	289.7	14	1'33.287 *	22.438	27.106	17.801*	25.942	289.7
15	1'33.090	22.191	27.162	17.719	26.018	288.1	15	1'33.090	22.191	27.162	17.719	26.018	288.1
16	1'39.870	27.049	27.659	18.956	26.206	288.9	16	1'39.870	27.049	27.659	18.956	26.206	288.9
17	1'41.737	25.202	31.934	18.484	26.117	288.9	17	1'41.737	25.202	31.934	18.484	26.117	288.9
18	1'34.061	22.530	27.359	17.916	26.256	288.1	18	1'34.061	22.530	27.359	17.916	26.256	288.1
5th 96 Jake DIXON Inde GASGAS Aspar GBR													
		Runs=1		Total laps=20		Full laps=13							
1	3'04.701	35.276	28.332	18.213	28.971		1	3'04.701	35.276	28.332	18.213	28.971	
2	1'34.723	22.910	27.617	18.011	26.185	290.5	2	1'34.723	22.910	27.617	18.011	26.185	290.5
3	1'34.966 *	22.384	27.640*	18.163	26.779	292.8	3	1'34.966 *	22.384	27.640*	18.163	26.779	292.8
3rd 37 Augusto FERNAND Red Bull KTM Ajo SPA													
		Runs=1		Total laps=19		Full laps=11							

Fastest Lap: Alonso LOPEZ Beta Tools Speed Up SPA **1'32.616** 22.111 26.903 17.606 25.996

These data/results cannot be reproduced, stored and/or transmitted in whole or in part by any manner of electronic, mechanical, photocopying, recording, broadcasting or otherwise now known or herein after developed without the previous express consent by the copyright owner, except for reproduction in daily press and regular printed publications on sale to the public within 60 days of the event related to those data/results and always provided that copyright symbol appears together as follows below.
© DORNA, 2022



Free Practice Nr. 3

Moto2

Lap	Lap Time	T1	T2	T3	T4	Speed	Lap	Lap Time	T1	T2	T3	T4	Speed
4	1'33.693	22.352	27.206	18.058	26.077	295.2	15	1'39.821	22.160	27.885	22.219	27.557	291.2
5	1'33.464	22.445	27.145	17.839	26.035	295.2	16	1'33.544	22.197	27.178	17.901	26.268	292.0
6	1'33.883	22.564	27.284	17.813	26.222	292.8	8th 16 Joe ROBERTS Italtrans Racing Team USA						
7	1'33.434 *	22.309	27.185	17.846*	26.094	291.2	Runs=1 Total laps=18 Full laps=12						
8	1'44.393	22.296	37.228	18.343	26.526	292.0	1	2'44.837	35.205	28.497	18.742	26.850	
9	1'33.395	22.402	27.230	17.741	26.022	292.8	2	1'34.744	22.611	27.661	18.111	26.361	287.4
10	1'36.560	22.327	27.145	18.119	28.969	291.2	3	1'34.278	22.419	27.489	18.082	26.288	288.1
11	1'37.335	24.453	28.430	18.082	26.370	295.2	4	1'37.058 *	22.395	29.306*	18.512	26.845	289.7
12	1'33.807	22.429	27.215	17.870	26.293	292.0	5	1'37.830	22.561	27.736	18.288	29.245	288.1
13	1'33.665	22.368	27.168	17.753	26.376	289.7	6	1'39.783	22.604	27.830	18.327	31.022	288.1
14	1'31.094 P	22.41*	27.704	18.483	22.488	292.0	7	1'35.625 *	22.856	27.691	18.459*	26.619	289.7
15	1'47.779 *	35.202	27.911	18.334*	26.332		8	1'34.543	22.514	27.558	18.114	26.357	288.9
16	1'33.310 *	22.496	27.102	17.717*	25.995	292.0	9	1'34.253	22.389	27.490	18.086	26.288	288.9
17	1'34.791 *	22.245	28.408	18.058*	26.080	292.8	10	1'36.688	23.102	28.160	18.590	26.836	288.1
18	1'33.194	22.264	27.046	17.777	26.107	290.5	11	1'37.794 P	22.798	33.254	18.776	22.966	288.9
19	1'35.773	22.302	28.814	18.296	26.361	290.5	12	1'57.701	36.843	30.940	19.095	30.823	
20	1'33.411	22.228	27.197	17.890	26.096	292.0	13	1'35.964	22.586	27.673	18.768	26.937	293.6
6th 51 Pedro ACOSTA Red Bull KTM Ajo SPA							14	1'33.605 *	22.354	27.182	18.053*	26.016	287.4
Runs=1 Total laps=19 Full laps=11							15	1'33.616	22.277	27.325	17.927	26.087	289.7
1	3'07.504	34.131	29.149	18.472	26.913		16	1'33.552	22.185	27.343	17.955	26.069	288.1
2	1'35.548	22.700	28.122	18.115	26.611	291.2	17	1'34.107	22.175	27.451	17.987	26.494	288.1
3	1'34.797 *	22.542	27.645*	18.226	26.384	290.5	18	1'33.853	22.191	27.477	17.986	26.199	285.9
4	1'34.678	22.531	27.793	18.087	26.267	288.9	9th 64 Bo BENDSNEYDER Pertamina Mandalika NED						
5	1'34.314	22.352	27.660	18.029	26.273	289.7	Runs=1 Total laps=18 Full laps=11						
6	1'35.353	22.389	28.147	18.212	26.605	290.5	1	2'53.901	39.405	28.339	18.330	26.435	
7	1'34.343 *	22.363	27.531	18.062*	26.387	292.8	2	1'36.137	22.845	28.644	18.217	26.431	285.9
8	1'34.121	22.361	27.338	18.182	26.240	291.2	3	1'34.924 *	22.700	27.709*	18.046	26.469	287.4
9	1'34.116	22.500	27.442	17.875	26.299	294.4	4	1'34.384	22.541	27.498	17.956	26.389	288.9
10	1'37.447	22.543	27.575	17.939	29.390	289.7	5	1'34.077	22.466	27.412	17.938	26.261	288.1
11	1'34.899	22.517	27.762	18.191	26.429	288.9	6	1'34.281	22.504	27.447	17.959	26.371	286.6
12	1'32.861 P	22.418	29.301	18.589	22.553	290.5	7	1'34.968 *	22.418	27.393	18.682*	26.475	287.4
13	1'46.216	33.268	28.544	18.416	25.988		8	1'34.213	22.460	27.381	18.044	26.328	285.9
14	1'33.503	22.514	27.227	17.801	25.961	288.9	9	1'37.941 P	22.578	31.069	20.002	24.292	285.9
15	1'33.314 *	22.090	27.272	17.970*	25.982	289.7	10	1'46.448	33.661	28.043	18.294	26.450	
16	1'41.127 *	22.310	27.066	18.958*	32.793	288.1	11	1'33.916	22.491	27.290	17.958	26.177	287.4
17	1'35.845 *	22.827	28.763	18.218*	26.037	288.9	12	1'33.891	22.544	27.165	18.059	26.123	288.9
18	1'33.723	22.408	27.447	17.823	26.045	288.1	13	1'33.926	22.405	27.034	18.312	26.175	287.4
19	1'35.536	22.384	28.408	18.289	26.455	288.9	14	1'35.620 *	22.358	27.209	18.456*	27.597	288.1
7th 14 Tony ARBOLINO Elf Marc VDS Racing ITA							15	1'34.821 *	23.018	27.156	18.500*	26.147	284.4
Runs=1 Total laps=16 Full laps=11							16	1'33.665	22.404	27.123	17.983	26.155	287.4
1	3'05.842	35.494	28.673	18.340	28.139		17	1'33.786	22.353	27.216	18.074	26.143	287.4
2	1'34.530	22.563	27.681	18.054	26.232	294.4	18	1'33.584	22.278	27.155	18.047	26.104	290.5
3	1'35.922 *	22.422	27.426*	18.133	27.941	290.5	10th 12 Filip SALAC Gresini Racing Moto2 CZE						
4	1'34.069	22.417	27.333	18.040	26.279	290.5	Runs=1 Total laps=17 Full laps=9						
5	1'34.119	22.288	27.348	18.227	26.256	292.0	1	3'00.471	35.439	29.009	18.392	27.470	
6	1'33.908	22.372	27.397	17.887	26.252	291.2	2	1'39.231	22.565	31.350	18.201	27.115	286.6
7	1'33.588 *	22.266	27.151	17.856*	26.315	291.2	3	1'34.738 *	22.283	27.621*	18.251	26.583	287.4
8	1'39.992	22.341	27.447	18.342	31.862	291.2	4	1'33.926	22.466	27.284	17.930	26.246	285.9
9	1'35.160	22.442	27.342	17.914	27.462	292.8	5	1'33.743	22.519	27.302	17.818	26.104	288.1
10	1'34.013	22.323	27.271	17.930	26.489	291.2	6	1'33.976	22.528	27.293	17.853	26.302	287.4
11	1'34.497 P	22.945	29.326	18.408	23.818	292.8	7	1'33.670 *	22.373	27.237	17.860*	26.200	285.9
12	1'57.148 *	39.897	29.412	21.221*	26.618		8	1'42.568	22.339	27.523	18.569	34.137	288.1
13	1'38.950	23.279	31.449	17.946	26.276	287.4	9	1'33.881	22.485	27.303	17.826	26.267	287.4
14	1'43.605	22.428	28.728	20.740	31.709	292.0							

Fastest Lap: Alonso LOPEZ Beta Tools Speed Up SPA **1'32.616** 22.111 26.903 17.606 25.996

These data/results cannot be reproduced, stored and/or transmitted in whole or in part by any manner of electronic, mechanical, photocopying, recording, broadcasting or otherwise now known or herein after developed without the previous express consent by the copyright owner, except for reproduction in daily press and regular printed publications on sale to the public within 60 days of the event related to those data/results and always provided that copyright symbol appears together as follows below.
© DORNA, 2022



Free Practice Nr. 3

Moto2

Lap	Lap Time		T1	T2	T3	T4	Speed	Lap	Lap Time		T1	T2	T3	T4	Speed
10	1'34.190	P	22.385	27.823	18.039	25.943	286.6	8	1'38.368		22.504	28.169	18.375	29.320	294.4
11	1'47.046		33.734	28.624	18.290	26.398		9	1'35.930		22.591	27.441	19.248	26.650	292.8
12	1'33.614		22.310	27.282	17.917	26.105	286.6	10	1'34.347		22.403	27.339	18.095	26.510	295.2
13	1'34.951	*	22.355	27.365	18.432*	26.799	288.1	11	1'34.294		22.448	27.307	18.171	26.368	294.4
14	1'40.792	*	22.544	27.600	18.222*	32.426	285.9	12	1'39.365	P	24.224	31.527	18.908	24.706	288.1
15	1'36.119	*	23.253	28.229	18.413*	26.224	287.4	13	1'53.670		36.551	28.595	18.835	29.689	
16	1'33.833		22.427	27.313	17.838	26.255	286.6	14	1'43.895		23.368	27.968	20.535	32.024	286.6
17	1'34.460		22.442	27.343	18.153	26.522	287.4	15	1'37.666	*	22.528	27.417	18.409*	29.312	291.2

11th **79** Ai OGURA IDEMITSU Honda Tea JPN

	Runs=1	Total laps=15	Full laps=9				
1	3'06.319	35.582	28.662	18.752	26.554		
2	1'34.162	22.657	27.472	17.971	26.062	292.0	
3	1'34.647	*	22.505	27.465*	18.042	26.635	288.9
4	1'33.810		22.527	27.196	18.021	26.066	292.8
5	1'33.683		22.465	27.261	17.929	26.028	288.1
6	1'34.248		22.335	27.788	18.065	26.060	291.2
7	1'34.392	*	22.562	27.281	18.309*	26.240	296.0
8	1'40.746	P	22.632	27.409	18.378	32.327	292.0
9	1'54.168		38.645	29.716	18.900	26.907	
10	1'42.815		22.977	28.447	18.504	32.887	292.0
11	1'35.180	*	22.810	27.568	18.488*	26.314	289.7
12	1'34.994		22.878	27.647	18.233	26.236	292.8
13	1'34.799		22.716	27.503	18.196	26.384	292.0
14	1'38.818		25.215	28.450	18.642	26.511	290.5
15	1'35.066		22.763	27.476	18.318	26.509	291.2

12th **52** Jeremy ALCOBA Liqui Moly Intact GP SPA

	Runs=1	Total laps=17	Full laps=10				
1	2'32.134	35.236	29.160	18.710	26.475		
2	1'34.493	22.629	27.480	18.201	26.183	295.2	
3	1'34.746	22.699	27.480	18.104	26.463	291.2	
4	1'34.479	*	22.624	27.440*	18.140	26.275	292.0
5	1'34.508		22.634	27.397	18.094	26.383	292.8
6	1'34.070		22.425	27.321	17.988	26.336	291.2
7	1'37.565		22.607	29.247	19.147	26.564	291.2
8	1'34.417		22.715	27.226	18.115	26.361	288.9
9	1'34.393		22.627	27.347	18.064	26.355	290.5
10	1'31.038	P	22.667	27.412	18.150*	22.809	290.5
11	1'46.678		33.746	28.249	18.390	26.293	
12	1'34.395		22.544	27.471	18.067	26.313	294.4
13	1'34.070	*	22.457	27.363	18.093*	26.157	294.4
14	1'40.467	*	22.579	27.371	18.192*	32.325	295.2
15	1'34.814	*	22.446	27.236	18.919*	26.213	295.2
16	1'33.777		22.452	27.183	17.898	26.244	291.2
17	1'33.988		22.410	27.154	18.054	26.370	292.0

13th **6** Cameron BEAUBIE American Racing USA

	Runs=1	Total laps=19	Full laps=13				
1	3'00.707	36.000	29.228	18.860	27.720		
2	1'37.811	23.041	27.930	18.542	28.298	295.2	
3	1'35.489	*	22.925	27.877*	18.120	26.567	293.6
4	1'34.311		22.524	27.323	18.094	26.370	298.5
5	1'33.778		22.455	27.215	17.802	26.306	300.1
6	1'34.745		22.617	27.581	18.083	26.464	297.6
7	1'34.127	*	22.365	27.255	18.018*	26.489	295.2

14th **22** Sam LOWES Elf Marc VDS Racing GBR

	Runs=2	Total laps=14	Full laps=8				
1	3'12.820	35.585	28.736	18.432	26.630		
2	1'34.794	22.651	27.649	17.982	26.512	292.0	
3	1'34.186	*	22.437	27.454*	17.986	26.309	292.0
4	1'35.131		22.474	27.596	18.419	26.642	293.6
5	1'33.959		22.375	27.408	17.947	26.229	292.8
6	1'34.097		22.315	27.342	17.910	26.530	291.2
7	1'41.083	*	26.269	29.588	18.799*	26.427	290.5
8	1'34.231		22.450	27.550	18.027	26.204	288.1
9	1'33.835		22.263	27.350	17.936	26.286	289.7
10	1'34.339		22.474	27.510	18.037	26.318	291.2
11	1'37.635	P	24.219	28.642	19.145	25.629	263.6
12	1'52.299		36.078	30.743	18.781	26.697	
13	1'35.189		22.581	27.886	18.195	26.527	288.9
	unfinished		22.393	27.385			289.7

15th **18** Manuel GONZALEZ Yamaha VR46 Master SPA

	Runs=2	Total laps=16	Full laps=7				
1	3'01.648	33.854	28.314	18.482	26.655		
2	1'35.526	23.118	27.661	18.326	26.421	287.4	
3	1'34.515	*	22.610	27.548*	18.045	26.312	288.9
4	1'33.892		22.464	27.370	17.937	26.121	288.1
5	1'30.092	P	22.503	27.498	17.997	22.094	288.1
6	1'52.742		33.392	28.357	21.845	29.148	
7	1'37.681		22.504	28.456	18.205	28.516	294.4
8	1'38.381		22.334	27.695	18.080	30.272	291.2
9	1'34.216		22.395	27.477	17.916	26.428	289.7
10	1'30.770	P	22.55*	27.643	18.065	22.504	290.5
11	1'52.383		33.422	28.261	20.185	30.515	
12	1'33.802	*	22.299	27.431	18.030*	26.042	296.0
13	1'39.564	*	22.391	27.217	17.978*	31.978	296.8
14	1'38.024	*	22.366	30.165	18.935*	26.558	294.4
15	1'34.324		22.359	27.500	17.938	26.527	290.5
16	1'35.352		22.475	27.827	18.406	26.644	289.7

16th **75** Albert ARENAS Inde GASGAS Aspar SPA

	Runs=2	Total laps=15	Full laps=8				
1	2'59.758	41.030	29.425	19.006	27.209		
2	1'36.820	23.200	28.189	18.843	26.588	294.4	
3	1'34.457	*	22.460	27.549*	18.175	26.273	292.8
4	1'34.227		22.534	27.365	18.062	26.266	293.6
5	1'37.840		22.577	27.488	18.104	29.671	293.6

Fastest Lap: Alonso LOPEZ Beta Tools Speed Up SPA **1'32.616** 22.111 26.903 17.606 25.996

These data/results cannot be reproduced, stored and/or transmitted in whole or in part by any manner of electronic, mechanical, photocopying, recording, broadcasting or otherwise now known or herein after developed without the previous express consent by the copyright owner, except for reproduction in daily press and regular printed publications on sale to the public within 60 days of the event related to those data/results and always provided that copyright symbol appears together as follows below.
© DORNA, 2022

Free Practice Nr. 3

Moto2

Lap	Lap Time	T1	T2	T3	T4	Speed	Lap	Lap Time	T1	T2	T3	T4	Speed
6	1'34.015	22.553	27.373	17.983	26.106	292.0	5	1'39.843	23.186	30.373	19.008	27.276	288.9
7	1'34.773 *	22.565	27.377	18.292*	26.539	292.8	6	1'36.976 P	23.201	28.711	18.824	26.240	291.2
8	1'38.527	22.651	27.388	19.355	29.133	292.8	7	1'52.667	37.196	29.479	18.727	27.265	
9	1'34.320	22.618	27.370	17.952	26.380	294.4	8	1'38.350	23.284	28.761	19.284	27.021	288.9
10	1'34.219	22.479	27.371	18.012	26.357	293.6	9	1'38.257 *	23.402	28.359	18.827*	27.669	285.1
11	1'35.516 P	22.563	27.369	18.726	26.858	293.6		PIT	23.436	28.315	19.661	27.265	288.1
12	1'52.738	36.408	29.926	18.536	27.868								
13	1'40.711	22.710	30.968	18.616	28.417	294.4							
14	1'42.232 *	22.485	35.183	18.305*	26.259	292.0							
	unfinished	22.444	27.375			292.8							
17th 19	Lorenzo DALLA PO	Italtrans Racing Team		ITA			20th 4	Sean Dylan KELLY	American Racing		USA		
		Runs=1	Total laps=14	Full laps=9					Runs=1	Total laps=16	Full laps=10		
1	2'45.199	35.251	28.742	18.405	26.671		1	2'31.696	36.099	29.104	18.667	27.033	
2	1'35.271	23.053	27.809	18.218	26.191	288.1	2	1'36.328	23.275	28.042	18.347	26.664	293.6
3	1'34.293	22.748	27.586	17.969	25.990	285.1	3	1'35.457	22.935	27.633	18.316	26.573	292.8
4	1'36.375 *	22.401	28.618*	18.622	26.734	289.7	4	1'47.898 *	22.804	29.252*	21.148	34.694	293.6
5	1'38.183	22.624	27.823	18.233	29.503	288.9	5	1'38.605	22.960	28.094	18.350	29.201	295.2
6	1'34.871	22.502	27.700	18.046	26.623	289.7	6	1'35.389	22.784	27.681	18.207	26.717	295.2
7	1'40.585 P	25.697	31.964	19.471*	23.453	288.9	7	1'38.851 *	22.850	29.680	19.038*	27.283	291.2
8	1'58.673	36.501	28.937	18.723	34.512		8	1'35.700	22.978	27.772	18.441	26.509	289.7
9	1'36.436	23.036	27.920	18.267	27.213	288.9	9	1'36.550 P	22.935	27.856	20.314	25.445	290.5
10	1'34.132 *	22.518	27.380	18.075*	26.159	288.9	10	1'54.856	36.228	29.173	18.824	30.631	
11	1'34.056	22.523	27.431	17.979	26.123	288.9	11	1'42.233	22.703	27.824	18.732	32.974	294.4
12	1'46.772	26.462	33.842	19.521	26.947	288.1	12	1'35.831 *	23.016	27.786	18.551*	26.478	292.8
13	1'35.180	22.504	27.475	18.689	26.512	290.5	13	1'35.712	22.726	27.702	18.109	27.175	293.6
14	1'43.335	22.780	32.222	19.825	28.508	289.7	14	1'34.820	22.642	27.647	18.154	26.377	294.4
							15	1'41.397	22.569	28.933	21.243	28.652	293.6
							16	1'34.687	22.490	27.551	18.175	26.471	295.2
18th 13	Celestino VIETTI	Mooney VR46 Racing		ITA			21st 28	Niccolò ANTONELLI	Mooney VR46 Racing		ITA		
		Runs=1	Total laps=19	Full laps=12					Runs=1	Total laps=20	Full laps=13		
1	3'06.127	35.409	28.123	18.563	27.827		1	3'08.126	35.447	29.528	18.870	27.019	
2	1'34.877	22.746	27.764	18.112	26.255	290.5	2	1'36.715	23.110	28.401	18.497	26.707	292.0
3	1'34.369 *	22.675	27.472*	17.980	26.242	289.7	3	1'35.986 *	22.843	28.169*	18.354	26.620	292.0
4	1'34.505	22.690	27.481	18.097	26.237	290.5	4	1'36.441	22.782	28.077	18.368	27.214	292.8
5	1'34.663	22.589	27.638	18.276	26.160	290.5	5	1'35.231	22.687	27.788	18.203	26.553	294.4
6	1'34.279	22.462	27.536	18.077	26.204	288.9	6	1'34.930	22.592	27.574	18.198	26.566	292.8
7	1'34.421 *	22.566	27.377	18.050*	26.428	289.7	7	1'35.479 *	22.625	27.853	18.516*	26.485	291.2
8	1'37.991	22.663	27.654	18.465	29.209	290.5	8	1'34.945	22.454	27.659	18.320	26.512	290.5
9	1'34.598	22.752	27.393	18.178	26.275	288.9	9	1'35.262	22.590	27.704	18.431	26.537	291.2
10	1'34.661	22.584	27.545	18.142	26.390	291.2	10	1'35.183	22.557	27.700	18.257	26.669	291.2
11	1'34.661	22.581	27.419	18.214	26.447	292.0	11	1'35.440	22.621	27.934	18.366	26.519	290.5
12	1'39.172	25.480	28.553	18.518	26.621	287.4	12	1'35.229	22.712	27.735	18.227	26.555	289.7
13	1'32.697 P	22.702	27.505	18.479	24.011	286.6	13	1'35.247	22.529	27.884	18.296	26.538	289.7
14	1'51.605 *	37.533	28.232	19.210*	26.630		14	1'33.410 P	23.56*	28.695	18.747	22.399	277.1
15	1'34.885 *	22.829	27.400	18.321*	26.335	288.1	15	1'46.212 *	32.484	28.572	18.723*	26.433	
16	1'34.908 *	22.728	27.450	18.271*	26.459	287.4	16	1'36.226 *	22.944	28.403	18.330*	26.549	292.8
17	1'34.504	22.626	27.470	18.042	26.366	287.4	17	1'35.558 *	22.830	27.843	18.322*	26.563	292.8
18	1'34.492	22.564	27.265	18.134	26.529	288.1	18	1'35.362	22.587	28.019	18.160	26.596	290.5
19	1'34.144	22.534	27.261	18.075	26.274	287.4	19	1'34.988	22.531	27.690	18.184	26.583	290.5
							20	1'35.615	22.548	27.781	18.439	26.847	289.7
19th 24	Simone CORSI	MV Agusta Forward R		ITA			22nd 23	Marcel SCHROTTE	Liqui Moly Intact GP		GER		
		Runs=2	Total laps=10	Full laps=4					Runs=1	Total laps=13	Full laps=7		
1	2'45.003	35.912	29.171	18.560	26.791		1	2'48.205	40.311	28.967	18.689	26.809	
2	1'36.035	23.041	28.652	18.163	26.179	288.1	2	1'36.041	22.891	27.965	18.524	26.661	292.8
3	1'34.321	22.745	27.668	17.998	25.910	289.7	3	1'35.305 *	22.922	27.832*	18.172	26.379	290.5
4	1'38.315 *	23.075	29.127*	18.689	27.424	291.2	4	1'35.148 *	22.806	27.641*	18.308	26.393	293.6
							5	1'50.994	22.691	39.781	21.884	26.638	294.4

Fastest Lap: Alonso LOPEZ Beta Tools Speed Up SPA **1'32.616** 22.111 26.903 17.606 25.996

These data/results cannot be reproduced, stored and/or transmitted in whole or in part by any manner of electronic, mechanical, photocopying, recording, broadcasting or otherwise now known or herein after developed without the previous express consent by the copyright owner, except for reproduction in daily press and regular printed publications on sale to the public within 60 days of the event related to those data/results and always provided that copyright symbol appears together as follows below.
© DORNA, 2022

Official MotoGP Timing by TISSOT
www.motogp.com

Phillip Island, Saturday, October 15, 2022

Page 4 of 5

moto2



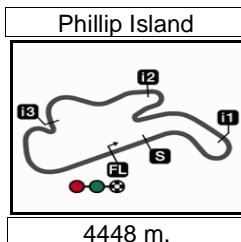
Free Practice Nr. 3

Moto2

Lap	Lap Time	T1	T2	T3	T4	Speed	Lap	Lap Time	T1	T2	T3	T4	Speed
6	1'39.730	22.786	27.645	19.128	30.171	294.4	6	1'36.798	23.309	28.025	18.639	26.825	282.1
7	1'35.304 *	22.942	27.548	18.338*	26.476	291.2	7	1'37.816 *	23.597	27.971	18.945*	27.303	281.4
8	1'35.096	22.831	27.542	18.284	26.439	292.0	8	1'37.561	23.554	28.236	18.843	26.928	282.1
9	20'08.396 P	<u>22.662</u>	<u>27.528</u>	18.213	18'59.993	291.2	9	1'37.070	23.435	28.040	18.747	26.848	281.4
10	1'49.034 *	34.622	28.538	18.812*	27.062		10	1'36.974	23.421	28.007	18.668	26.878	280.0
11	1'35.091	22.721	27.549	18.361	26.460	292.0	11	1'38.616 P	23.284	30.918	21.052	23.362	283.6
12	1'45.399	22.737	28.205	18.868	35.589	291.2	12	1'56.075	39.765	29.770	19.074	27.466	
13	<u>1'35.025</u>	22.810	27.603	18.264	<u>26.348</u>	292.8	13	1'36.920	23.526	28.074	18.594	26.726	282.9
23rd 9 Jorge NAVARRO Flexbox HP40 SPA							27th 42 Marcos RAMIREZ MV Agusta Forward R SPA						
Runs=1 Total laps=9 Full laps=5							Runs=2 Total laps=15 Full laps=7						
1	2'30.890	35.632	28.780	18.693	26.641		1	2'33.231	35.005	29.670	18.838	26.830	
2	1'36.267	22.919	28.056	18.472	26.820	<u>289.7</u>	2	1'51.418	23.455	40.692	18.782	28.489	293.6
3	1'35.123	22.969	<u>27.653</u>	<u>18.183</u>	<u>26.318</u>	286.6	3	1'35.700 *	23.075	27.842*	18.234	26.549	293.6
4	1'35.085 *	22.760	27.624*	18.248	26.453	285.9	4	1'35.081 *	22.755	27.715*	18.257	<u>26.354</u>	293.6
5	1'35.549	22.860	27.906	18.301	26.482	284.4	5	1'45.629	<u>22.739</u>	32.056	18.680	32.154	295.2
6	<u>1'35.064</u>	<u>22.698</u>	27.684	18.200	26.482	288.9	6	1'41.912	25.019	29.111	18.386	29.396	290.5
7	1'33.667 P	22.707	27.657	19.176	24.127	289.7	7	1'39.667 P	22.967	30.179	22.082*	24.439	294.4
8	1'49.126	35.330	28.265	18.739	26.792		8	1'51.983	36.844	28.740	18.790	27.609	
9	1'35.929	22.837	27.855	18.486	26.751	285.1	9	1'35.778 P	23.52*	29.137	18.940	24.175	288.1
24th 7 Barry BALTUS RW Racing GP BEL							28th 81 Keminth KUBO Yamaha VR46 Master THA						
Runs=1 Total laps=7 Full laps=4							Runs=4 Total laps=12 Full laps=6						
1	2'44.925	39.554	29.832	19.280	30.443		1	3'32.581 P	42.067	38.822	22.658	27.350	
2	1'35.399	22.961	<u>27.647</u>	18.133	26.658	285.9	2	1'58.373 P	37.482	33.381	19.208	28.302	
3	30'21.297 P	22.679				288.9	3	1'51.520	36.398	29.375	18.882	26.865	
4	1'47.598 *	34.180	28.375	18.536*	<u>26.507</u>		4	1'37.348	23.592	28.254	18.522	26.980	285.1
5	1'35.194	22.795	27.687	<u>18.021</u>	26.691	287.4	5	1'36.410	23.267	27.901	<u>18.384</u>	26.858	285.1
6	<u>1'35.167</u>	<u>22.640</u>	27.784	18.229	26.514	<u>291.2</u>	6	<u>1'36.248</u>	23.310	<u>27.725</u>	18.423	26.790	284.4
7	1'35.333	22.752	27.823	18.191	26.567	285.9	7	1'38.761	23.151	29.621	18.955	27.034	283.6
25th 61 Alessandro ZACCO Gresini Racing Moto2 ITA							29th 35 Somkiat CHANTRA IDEMITSU Honda Tea THA						
Runs=2 Total laps=15 Full laps=7							Runs=2 Total laps=2 Full laps=0						
1	2'59.146	35.808	29.842	19.444	28.253		1	3'09.147 P	35.202	<u>28.863</u>	<u>18.765</u>	24.541	
2	1'38.208	24.153	28.702	18.593	26.760	285.9	unfinished 36.193 29.204						
3	1'37.003 *	23.109	28.162*	18.537	27.195	283.6							
4	1'36.252	23.098	28.173	18.425	26.556	285.9							
5	<u>1'35.340</u>	<u>22.829</u>	27.902	<u>18.238</u>	<u>26.371</u>	282.9							
6	1'36.669	23.104	<u>27.802</u>	18.608	27.155	285.1							
7	1'36.088 *	22.970	27.857	18.504*	26.757	285.9							
8	1'36.441 P	24.427	28.692	19.077	24.245	287.4							
9	1'48.462	34.315	29.078	18.449	26.620								
10	1'36.492	23.214	28.049	18.582	26.647	<u>288.9</u>							
11	1'36.228 *	23.034	27.937	18.479*	26.778	288.1							
12	1'38.967	23.516	29.638	18.567	27.246	285.1							
13	1'37.197 *	23.577	28.168	18.446*	27.006	288.1							
14	1'38.029	23.205	28.582	18.605	27.637	284.4							
PIT 23.457 29.670 19.554 24.543 284.4													
26th 29 Taiga HADA Pertamina Mandalika JPN													
Runs=1 Total laps=19 Full laps=11													
1	2'33.019	34.443	29.012	18.786	26.930								
2	1'37.696	23.423	28.204	19.087	26.982	<u>286.6</u>							
3	1'38.178	23.695	28.685	19.026	26.772	283.6							
4	1'37.254 *	23.501	28.055*	18.849	26.849	284.4							
5	1'37.070	23.463	28.082	18.662	26.863	282.1							

Fastest Lap: Alonso LOPEZ Beta Tools Speed Up SPA **1'32.616** 22.111 26.903 17.606 25.996

These data/results cannot be reproduced, stored and/or transmitted in whole or in part by any manner of electronic, mechanical, photocopying, recording, broadcasting or otherwise now known or herein after developed without the previous express consent by the copyright owner, except for reproduction in daily press and regular printed publications on sale to the public within 60 days of the event related to those data/results and always provided that copyright symbol appears together as follows below.
© DORNA, 2022



Results and timing service provided by **TISSOT**

Moto2™

ANIMOCA BRANDS AUSTRALIAN MOTORCYCLE GRAND PRIX

Free Practice Nr. 3

Best Partial Times

IT Ideal Lap Time, sum of the best partial times

BT Best Lap Time


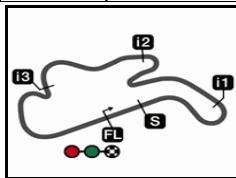
T1		T2		T3		T4				IT		BT
Pos	Rider	Time	Rider	Time	Rider	Time	Rider	Time	Pos	Rider	IT	BT
1	P.ACOSTA	22.090	A.LOPEZ	26.903	A.LOPEZ	17.606	A.FERNANDEZ	25.787	1	A.LOPEZ	1'32.575	1'32.616 (1)
2	A.LOPEZ	22.111	A.FERNANDEZ	26.979	F.ALDEGUER	17.672	S.CORSI	25.910	2	A.FERNANDEZ	1'32.689	1'32.993 (3)
3	A.FERNANDEZ	22.112	F.ALDEGUER	27.003	A.CANET	17.719	A.CANET	25.942	3	F.ALDEGUER	1'32.896	1'32.934 (2)
4	T.ARBOLINO	22.160	B.BENDSNEYDE	27.034	J.DIXON	17.741	A.LOPEZ	25.955	4	P.ACOSTA	1'32.918	1'33.503 (6)
5	J.ROBERTS	22.175	J.DIXON	27.046	P.ACOSTA	17.801	P.ACOSTA	25.961	5	A.CANET	1'32.958	1'33.090 (4)
6	A.CANET	22.191	P.ACOSTA	27.066	C.BEAUBIER	17.802	L.DALLA PORTA	25.990	6	J.DIXON	1'33.010	1'33.194 (5)
7	F.ALDEGUER	22.216	A.CANET	27.106	A.FERNANDEZ	17.811	J.DIXON	25.995	7	J.ROBERTS	1'33.300	1'33.552 (8)
8	J.DIXON	22.228	T.ARBOLINO	27.151	F.SALAC	17.818	F.ALDEGUER	26.005	8	B.BENDSNEY	1'33.354	1'33.584 (9)
9	S.LOWES	22.263	J.ALCOBA	27.154	T.ARBOLINO	17.887	J.ROBERTS	26.016	9	T.ARBOLINO	1'33.430	1'33.544 (7)
10	B.BENDSNEYDE	22.278	J.ROBERTS	27.182	J.ALCOBA	17.898	A.OGURA	26.028	10	F.SALAC	1'33.442	1'33.614 (10)
11	F.SALAC	22.283	A.OGURA	27.196	S.LOWES	17.910	M.GONZALEZ	26.042	11	M.GONZALEZ	1'33.474	1'33.892 (15)
12	M.GONZALEZ	22.299	C.BEAUBIER	27.215	M.GONZALEZ	17.916	F.SALAC	26.104	12	A.OGURA	1'33.488	1'33.683 (11)
13	C.BEAUBIER	22.321	M.GONZALEZ	27.217	J.ROBERTS	17.927	B.BENDSNEYDE	26.104	13	C.BEAUBIER	1'33.574	1'33.778 (13)
14	A.OGURA	22.335	F.SALAC	27.237	A.OGURA	17.929	A.ARENAS	26.106	14	J.ALCOBA	1'33.619	1'33.777 (12)
15	L.DALLA PORTA	22.401	C.VIETTI	27.261	B.BENDSNEYDE	17.938	J.ALCOBA	26.157	15	S.LOWES	1'33.719	1'33.835 (14)
16	J.ALCOBA	22.410	S.LOWES	27.342	A.ARENAS	17.952	C.VIETTI	26.160	16	L.DALLA PORT	1'33.740	1'34.056 (17)
17	A.ARENAS	22.444	A.ARENAS	27.365	L.DALLA PORTA	17.969	S.LOWES	26.204	17	C.VIETTI	1'33.863	1'34.144 (18)
18	N.ANTONELLI	22.454	L.DALLA PORTA	27.380	C.VIETTI	17.980	T.ARBOLINO	26.232	18	A.ARENAS	1'33.867	1'34.015 (16)
19	C.VIETTI	22.462	M.SCHROTTER	27.528	S.CORSI	17.998	C.BEAUBIER	26.236	19	S.CORSI	1'34.321	1'34.321 (19)
20	S.KELLY	22.490	S.KELLY	27.551	B.BALTUS	18.021	J.NAVARRO	26.318	20	S.KELLY	1'34.527	1'34.687 (20)
21	B.BALTUS	22.640	N.ANTONELLI	27.574	S.KELLY	18.109	M.SCHROTTER	26.348	21	N.ANTONELLI	1'34.621	1'34.930 (21)
22	M.SCHROTTER	22.662	T.HADA	27.584	N.ANTONELLI	18.160	M.RAMIREZ	26.354	22	M.SCHROTTE	1'34.710	1'35.025 (22)
23	J.NAVARRO	22.698	B.BALTUS	27.647	M.SCHROTTER	18.172	A.ZACCONI	26.371	23	B.BALTUS	1'34.815	1'35.167 (24)
24	M.RAMIREZ	22.739	J.NAVARRO	27.653	M.RAMIREZ	18.177	S.KELLY	26.377	24	J.NAVARRO	1'34.852	1'35.064 (23)

These data/results cannot be reproduced, stored and/or transmitted in whole or in part by any manner of electronic, mechanical, photocopying, recording, broadcasting or otherwise now known or herein after developed without the previous express consent by the copyright owner, except for reproduction in daily press and regular printed publications on sale to the public within 60 days of the event related to those data/results and always provided that copyright symbol appears together as follows below.
© DORNA, 2022

Official MotoGP Timing by **TISSOT**
www.motogp.com



Phillip Island

Results and timing service provided by  **TISSOT**

4448 m.

ANIMOCA BRANDS AUSTRALIAN MOTORCYCLE GRAND PRIX**Free Practice Nr. 3****Best Partial Times****Moto2™***IT* Ideal Lap Time, sum of the best partial times*BT* Best Lap Time


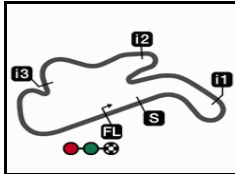
T1		T2		T3		T4				<i>IT</i>	<i>BT</i>	
<i>Pos</i>	<i>Rider</i>	<i>Time</i>	<i>Rider</i>	<i>Time</i>	<i>Rider</i>	<i>Time</i>	<i>Rider</i>	<i>Time</i>	<i>Pos</i>	<i>Rider</i>		
25	S.CORSI	22.745	S.CORSI	27.668	J.NAVARRO	18.183	N.ANTONELLI	26.433	25	M.RAMIREZ	1'34.950	1'35.644 (27)
26	A.ZACCONE	22.829	M.RAMIREZ	27.680	A.ZACCONE	18.238	B.BALTUS	26.507	26	A.ZACCONE	1'35.240	1'35.340 (25)
27	T.HADA	22.903	K.KUBO	27.725	T.HADA	18.353	T.HADA	26.613	27	T.HADA	1'35.453	1'35.615 (26)
28	K.KUBO	22.968	A.ZACCONE	27.802	K.KUBO	18.384	K.KUBO	26.781	28	K.KUBO	1'35.858	1'36.248 (28)
29	S.CHANTRA		S.CHANTRA	28.863	S.CHANTRA	18.765	S.CHANTRA		-1	S.CHANTRA		(-1)

These data/results cannot be reproduced, stored and/or transmitted in whole or in part by any manner of electronic, mechanical, photocopying, recording, broadcasting or otherwise now known or herein after developed without the previous express consent by the copyright owner, except for reproduction in daily press and regular printed publications on sale to the public within 60 days of the event related to those data/results and always provided that copyright symbol appears together as follows below.
© DORNA, 2022


Official MotoGP Timing by **TISSOT**
www.motogp.com

motogp™

Phillip Island

Results and timing service provided by **Moto2™****ANIMOCA BRANDS AUSTRALIAN MOTORCYCLE GRAND PRIX****Free Practice Nr. 3****Fastest Laps Sequence**

4448 m.

<i>Practice Time</i>	 <i>Rider</i>	<i>Nation</i>	<i>Motorcycle</i>	<i>Time</i>	<i>Km/h</i>	<i>Rider's Lap</i>
3'28.662	21 Alonso LOPEZ	SPA	BOSCOSCURO	1'33.608	171.0	2
8'09.186	21 Alonso LOPEZ	SPA	BOSCOSCURO	1'32.616	172.8	5

These data/results cannot be reproduced, stored and/or transmitted in whole or in part by any manner of electronic, mechanical, photocopying, recording, broadcasting or otherwise now known or herein after developed without the previous express consent by the copyright owner, except for reproduction in daily press and regular printed publications on sale to the public within 60 days of the event related to those data/results and always provided that copyright symbol appears together as follows below.

© DORNA, 2022

Official MotoGP Timing by TISSOT
www.motogp.com

Phillip Island, Saturday, October 15, 2022